




Vacheron Constantin designers and creators during some of the steps of the creation process (rendering of the masterpieces, choice of craft techniques, choice of colors)



Centre of the dial enameled in blue-green



Dial periphery adorned with 660 stones, tiny squares measuring just 0.55 millimetres each, placed one by one (quartzite, cacholong, dumortierite, mochaite, red jasper, grossular and red aventurine). Extremely rare technique in watchmaking. The tiny elements are very finely assembled and glued in such a way as to render the joints that seal them practically invisible.



Outer frieze in white gold, featuring line engraving, inspired by another mosaic: "Orpheus surrounded by animals"



Mechanical self-winding Calibre 2460 G4/2, developed and manufactured by Vacheron Constantin, before indication discs fitting



Dial ready to be cased-up



Dial installation on the calibre 2460G4/2 before casing-up



Casing-up



Casing-up



Transparent sapphire crystal caseback Closing

MDA Tribute to Great Civilisations

Buste d'Auguste

MAKING OF CAPTIONS

MDA Tribute to Great Civilisations

Grand sphinx de Tanis

MAKING OF CAPTIONS

VacheronConstantin designers and creators during some of the steps of the creation process (rendering of the masterpieces, choice of craft techniques, choice of colors)

Main dial made with a mixture of blue and black enamels, obtained with six firings in the kiln. Plumages elements realized in champlévé enamelling

3N Gold applique Hand engraving before patina

Applique-foot fixation

Sapphire crystal engraved by metallisation with hieroglyphic writings from a cartouche of the sphinx of Tanis

Placement of the outer frieze realized in champlévé enamel with inclusions to give it an aged look

Placement of the hand-engraved Gold applique

Mechanical self-winding Calibre 2460 G4/2, developed and manufactured by VacheronConstantin

22K pink gold oscillating weight with the Louvre eastern façade engraving

Dial fixation


Casing-up

Casing-up

Crown installation

Transparent sapphire crystal caseback Closing

Installation of the crystal using a press




Vacheron Constantin designers and creators during some of the steps of the creation process (rendering of the masterpieces, choice of craft techniques, choice of colors)



Stone marquetry step (Turquoise / yellow Mochaite jasper)


Stone fragments chosen with veins, to accentuate the realistic look, which are by definition more fragile than those without




White Gold applique Hand engraving and patina




Cuneiform writings engraved by metallisation on the sapphire crystal



Last step on the dial: placement of the external frieze made of engraved metal and champlevé enamel with "ageing" inclusions.



Placement of the hand-engraved Gold applique on the dial



Dial ready to be cased-up



All elements before casing-up



Mechanical self-winding Calibre 2460 G4/2, developed and manufactured by Vacheron Constantin, before indication discs fitting




Installation of the disc-type indications



Dial fixation



22K pink gold oscillating weight with the Louvre eastern façade engraving before casing-up




Back casing-up


MDA Tribute to Great Civilisations

Lion de Darius

MAKING OF CAPTIONS



Vacheron Constantin designers and creators during some of the steps of the creation process (rendering of the masterpieces, choice of craft techniques, choice of colors)



Black base of the Grisaille Enamelling



Centre of the main dial is enamelled in brown and is subject to six firings in the kiln



White enamel preparation to realize the grisaille enameling technique



Periphery features grisaille enamelling depicting the decorative friezes taken from two Greek vases




Applique-foot fixation



Ancient Greek writings engraved by metallisation on the sapphire crystal



Pose of the Gold frieze adorned using the line engraving technique, inspired by that of the Vase of Pergamon.



White Gold applique Hand engraving



Placement and fixation of the Hand-engraved applique



Dial finished to be fixed




Dial fixation




Casing-up : installation of the upper case



Mechanical self-winding Calibre 2460 G4/2, developed and manufactured by Vacheron Constantin, before indication discs fitting



Back casing-up



Transparent sapphire crystal caseback Closing

MDA Tribute to Great Civilisations

Victoire de Samothrace

MAKING OF CAPTIONS